

# Call Ludwig Boltzmann Institute 2024

Information for Applicants

# Before we start

- **Microphones of participants are muted** during the presentation.
- You may use the **chat** for questions.
- Make sure **to turn on the microphone** when you want to speak. (in Q&A block)
  
- The slides will be made available through our website.

# Team - Ludwig Boltzmann Gesellschaft

**Bettina Lengger, PhD**

Programme Manager

**Neda Motamedi-Shad, PhD**

Programme Manager

**Mag. Jürgen Busch, LL.M.**

Head of Research Management and Funding

# Agenda

1. Clarification of few points that have been frequently asked by applicants
2. Introduction to the LBG eSubmission Portal
3. Time for Questions

# Ludwig Boltzmann Gesellschaft (LBG)

- is a non-university research organisation with a thematic focus on Medicine and Life Sciences.
- operates 15 Ludwig Boltzmann Institutes (LBI) together with (hosting) academic partners, other research organisations and with applying organisations

**Focus of LBIs:** transdisciplinary (interdisciplinary and trans-sectoral), translational research addressing research topics of relevance for current societal challenges: **“Science for Society”**

# Call for LBI 2024

- 1 new institute will be founded
- LBI will conduct research in the field of **Medical and Health Sciences** - **collaboration across disciplines** to address topics that are **not yet established or unconventional**

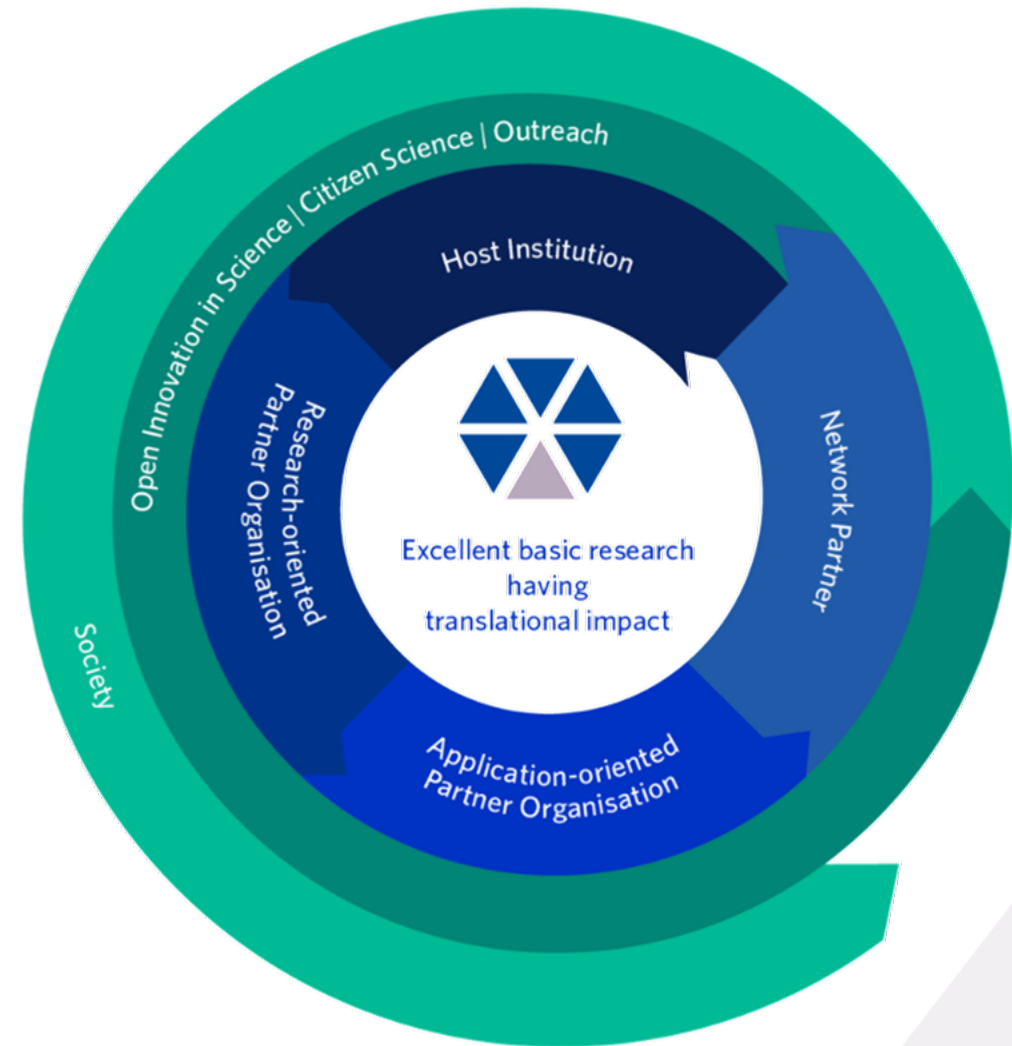
# Structural and Financial Requirements for LBI

- LBI's budget is usually € 1.5 million per annum - 80% of this sum (€ 1.2 million per year) is provided by the LBG and **20% (min. € 300.000 per year) from the Partner Organisation(s) in form of cash contributions**. In exceptional cases, the partner contribution may be provided jointly with the Host Institution.
- Each LBI must include 1 Host Institution and **at least 1 co-financing, research-applying Partner Organisation (not to be confused with exploitation of IPR)**
- LBI is established at a **host university** (double affiliation of head of institute) and organised by the **LBG as the operator of the institute**
- **All co-financing Partner Organisation(s) (research-applying and others) – and, where applicable, the Host Institution – must confirm in the form of a Letter of Institutional Commitment that they will cover the co-funding share in terms of the specific proposal and the amount.**

# LBI Structure

partnership between:

- Host Institution
- Co-financing, research applying partner institution(s)
- Network Partners





# Host Institution and Employment

- Houses the new LBI.
- **Employs or will employ the Director (dual affiliation 75-25% split).**
- **In general, all LBI staff is employed at the LBG.**
  
- **Exceptions apply only for LBI staff members with tenure track (not yet tenured) positions, PhD students and clinical staff are employed at the Host institution (reimbursed from LBI budget).**

# Host Institution – Finances and IP

- **40% of direct personal costs at LBI are paid to host institution out of LBI budget as lump sum compensation for the basic infrastructure**
- The use of specific research infrastructure (core facilities) is charged at internal cost rates.
- Third-party funds secured by LBG employees go to and are managed by the LBG; the Host Institution may be involved as co-beneficiary (director chooses strategically).

# Co-Financing Partner Organisations

- **Contribute to co-financing of 20% (= min. € 300,000 p.a.) of the LBI's budget (annual in cash)**
- **Flow of funding back to partner institution not foreseen**

# Network Partners

- **Do not provide finances for the LBI.**
- **Do not have voting rights at the annual meetings of the partners.**
- Establishment of suitable network supporting open innovation in science/citizen science/outreach methods – incorporation of non-traditional research partners
- **No letter of commitment required but recommended (can also grow in the course of the institute duration)**

# Composition of LBI - Personnel

- **Institute Director**
- **Research Group Leaders**
- **Adjunct Principal Investigators (optional)**
- **Researchers (Postdocs and PhD Students)**
- **Administrative and Specialist Staff**

# Institute Director

- **Has a double affiliation (LBI and Host University):  
75% for LBI research and 25% for university obligations (acc.: employment is split 75-25%) – key to ensure the freedom for carrying out the necessary new interdisciplinary and transectoral/transnational research, forming the main occupation of the Director**
- **Has – or will have - tenured or tenure-track position at the Host Institution (has to be ensured and approved by host institution at the time of application)**
- **Submits the application together with the host university that expresses its clear commitment to the establishment of the institute and the director candidate**

# Application Criteria for Institute Director

- Has – or will have - tenured or tenure-track position at the Host Institution.
- Min. 4 and max. 15 years\* of relevant professional experience since completion of PhD.
- Principal Investigator of at least 1 peer-reviewed grant with a duration of at least 3 years.
- Demonstrated scientific independence, e.g. publications without their PhD supervisor.
- Has leadership experience and potential.
- Impressive level of success in their research field according to their career stage, including 5 significant research outputs (as first or last author).
- Intends to remain employed at the Host Institution for the entire lifespan of the LBI.
- Does **not** hold a higher-level position at the university (i.e. not rector, vice-rector, dean position).

*\* Can be extended based on paternal leave, clinical training etc.*

# Application criteria for Institute Director

## How do you calculate the eligibility time window if you have MD and PhD degree?

- Following the [ERC policy](#), for people who have multiple doctoral degrees (e.g. MD and PhD), the **date of the earliest degree that makes the applicant eligible takes precedence in the calculation of the eligibility time-window.**
- Eligibility time window for Institute Director:
  - min. 4 years and max. 15 years after PhD (excluding career interruptions)
  - OR min. 6 years and max. 17 years after medical doctor degree (excluding career interruptions)



# Application criteria for Institute Director

What type of career interruptions can be considered when calculating the years of experience since completion of PhD?

- Work experience may have been interrupted and the eligibility window can be extended accordingly for documented circumstances, such as parental leave, clinical training, long-term illness, or military service (to be duly documented).
- Moreover, since the LBG is a certified family friendly employer, if you are a parent and have had care taking responsibilities, up to three years in total\* can be added in the eligibility time window for years post PhD/MD completion.
- Please contact LBI programme management if you are in doubt.

# Application criteria for Institute Director

**Is an application as Institute Director and the associated 75% time commitment at the LBG compatible with the (minimum) working time requirements of any existing excellence third-party funded projects?**

- In justified cases of existing obligations from excellence funding programs, agreements compatible with the multiple requirements can be made if the application for an LBI is successful.

# Research Group Leaders

- **Expected time at LBI: Full time (only single exceptions in duly justified cases)**
- **Can be supported by Adjunct PIs from third national or international organisations (not institutional contract partners, not network partners)**

# Adjunct Principal Investigator (optional)

- **1 or a maximum of 2** Adjunct Principal Investigators.
- Their expertise supplements that of Institute Director and Research Group Leader team.
- **Remains employed at third national or international institutions.**
- **may NOT be employed at host institution, co-financing partner institution or network partners**

# Selection process

1



Pre-selection by international expert jury.

---

2



Pre-selected applications will be forwarded to international experts **for scientific peer-review** (3 reviews/proposal).

---

3



International Expert Jury **selects applications for Hearing** based on the evaluations from peer-review (approx. 1:3 success rate).

---

4

After the Hearing, the international Expert Jury recommends to LBG Board of Directors the LBI to be founded.

# Important Dates

- **Deadline for proposals:** 17 January 2025, 23:59 CET
- **Results pre-selection before peer-review:** end of March 2025
- **Results hearing invitation:** mid-June 2025
- **On-site Hearings:** early July 2025
- **Start of selected LBI:** from Oct 2025, 1.1.2026 at the latest)

# Application Process and Documents

- Full Proposal Application
- To be submitted via the [LBG Online Portal eSubmission](#)
- Call documents and templates can be found on [Call Website](#)

Downloads		
Antragsrichtlinien 2024	PDF	0.57 MB
Application Guidelines 2024	PDF	0.79 MB
Proposal Form	FILE	0.50 MB
LBI organisational chart tem...	FILE	0.04 MB
CV_template	DOC	0.21 MB
Cost Financing Sheet	XLS	0.04 MB
Letter of Institutional Comm...	FILE	0.04 MB
Declaration	DOC	0.02 MB
Eligibility check form	PDF	0.30 MB
Evaluation Form	PDF	0.22 MB


Documents to be submitted	Process	Template
Eligibility Check form	Direct Input in Platform	/
Proposal form incl. LBI organisational chart template + <b>Gantt Chart (no template)</b>	Chapters 1-4: Direct Input in platform Chapters 5 and 6: Upload as attachment	„Proposal Form“ „LBI organisational chart template“
Cost/Financing Sheet	Upload as attachment	<i>template provided</i>
CVs of Institute Director, Research Group Leaders and Adjunct PI	Upload as attachment	„CV_template“
Letter(s) of Institutional Commitment	Upload as attachment	„Letter of institutional commitment“
Declaration (from Host Institution and Institute Director)	Upload as attachment	„Declaration“
Exclusion of Reviewers (optional)	Direct Input in Platform	/

# Application Submission

- via the [LBG eSubmission Online Portal](#)

Ludwig Boltzmann Institutes

---

LBI Call 2024 

Status

Open until: 1/17/25

---


Description

Founding of one new Ludwig Boltzmann Institute in Medical and Health Sciences. For details see <https://lbg.ac.at/lbi-call/>

[Apply](#)



# Please note the following:

1. First you need to Register
2. You will find the LBI Call 2024 in the overview section
3. You will first reach the Eligibility form and need to complete and send (***once you send you cannot edit this page anymore***)
4. You need to go back to  .
5. There you will find the application that you have started, which you can then continue editing.

# Application Submission

## Professional Position & Institution

Are you currently affiliated or will you be affiliated with an eligible Host Institution at LBI's start?\*

Host Institution \*

What type of position do you currently have or will you be appointed to at LBI's start? \*

Will you continue your employment at the Host Institution for the whole duration of the LBI? \*

## Years of Experience

Date of completion (PhD or MD) \*

Years of Experience

Years of career interruption (i.e. parental leave, clinical training, long term illness, or military service)

Computed years of work experience after completion of your MD/PhD.

Specify here the documented reasons, such as parental leave, clinical training, long term illness, or military service and the duration as MM/YYYY-MM/YYYY

# Contact and further Information

[Link to Call Information and Documents](#)

**Programme Management LBI Call 2024**

**Bettina Lengger, PhD**

**Neda Motamedi-Shad, PhD**

**Email:** [lbi\\_call@lbg.ac.at](mailto:lbi_call@lbg.ac.at) (preferred)

**Phone:** +43 (0) 1 513 27 50

# Time for Questions